

MTL5025 SOLENOID/ ALARM DRIVER

low-current loop-powered, IIC



The MTL5025 enables an on/off device located in the hazardous area to be controlled by a switch or voltage change in the safe area. It can drive any certified intrinsically safe low-power load, as well as non-energy-storing simple apparatus such as an LED.

SPECIFICATION

See also common specification

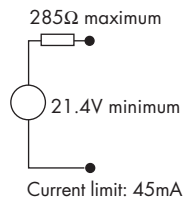
Number of channels

One

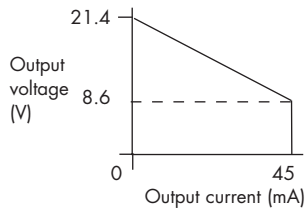
Location of load

Zone 0, IIC, T4–6 hazardous area if suitably certified
Div. 1, Group A hazardous location

Equivalent circuit



Minimum output voltage



LED indicator

Yellow: status

Hazardous-area output

Minimum output voltage: 8.6V at 45mA
Maximum output voltage: 24V from 269Ω
Current limit: 45mA

Input voltage

20 to 35V dc

Maximum current consumption (with 45mA output)

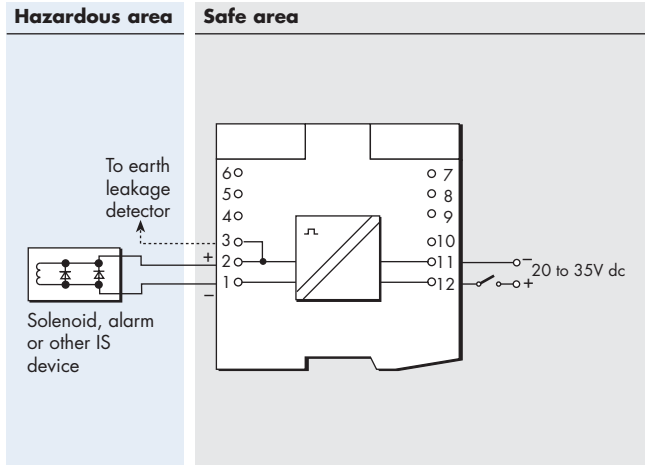
90mA at 24V
110mA, 20 to 35V dc

Maximum power dissipation within unit

1.6W at 24V
2.0W at 35V

Safety description

25V, 269Ω, 93mA, $U_m = 250V$ rms or dc



Terminal	Function
1	Output -ve
2	Output +ve
3	Earth leakage detection
11	Supply -ve
12	Supply +ve



EUROPE (EMEA)
AMERICAS
ASIA PACIFIC

Tel: +44 (0)1582 723633
Tel: +1 603 926 0090
Tel: +65 487 7887

Fax: +44 (0)1582 422283
Fax: +1 603 926 1899
Fax: +65 487 7997

E-mail: enquiry@mtl-inst.com Web site: www.mtl-inst.com